



**HAL**  
open science

# A Finite Difference Method with Optimized Dispersion Correction for the Helmholtz Equation

Pierre-Henri Cocquet, Martin J. Gander, Xueshuang Xiang

► **To cite this version:**

Pierre-Henri Cocquet, Martin J. Gander, Xueshuang Xiang. A Finite Difference Method with Optimized Dispersion Correction for the Helmholtz Equation. Domain Decomposition Methods in Science and Engineering XXIV, pp.205-213, 2018, 10.1007/978-3-319-93873-8\_18 . hal-02369202

**HAL Id: hal-02369202**

**<https://hal.univ-reunion.fr/hal-02369202>**

Submitted on 24 Mar 2024

**HAL** is a multi-disciplinary open access archive for the deposit and dissemination of scientific research documents, whether they are published or not. The documents may come from teaching and research institutions in France or abroad, or from public or private research centers.

L'archive ouverte pluridisciplinaire **HAL**, est destinée au dépôt et à la diffusion de documents scientifiques de niveau recherche, publiés ou non, émanant des établissements d'enseignement et de recherche français ou étrangers, des laboratoires publics ou privés.

# A finite difference method with optimized dispersion correction for the Helmholtz equation

Pierre-Henri Cocquet, Martin J. Gander, Xueshuang Xiang

## 1 Introduction

We propose a new finite difference method (FDM) with optimized dispersion correction for the Helmholtz equation

$$L_k u := -\Delta u - k^2 u = f, \quad \text{in } \Omega \subset \mathbb{R}^2, \quad (1)$$

where  $\Delta$  is the Laplacian,  $k$  is the wave number, and we assume boundary conditions such that the problem is well posed. The Helmholtz equation has important applications in many fields of science and engineering, e.g., acoustic and electromagnetic waves, and obtaining more accurate numerical discretizations has attracted significant research interest, see [2, 1, 8, 9, 12] and the references therein.

It is well known that all grid based numerical methods, e.g. finite element or finite difference methods, suffer from the so called *pollution effect*, which can not be eliminated [2], and the wave number of the numerical solution is different from that of the exact solution, leading to *numerical dispersion* [7, 6]. To keep the pollution effect and numerical dispersion under control, classical discretizations require a very fine mesh, which leads to very large discrete systems, especially when the frequency increases. To reduce the numerical dispersion of the standard 5-point finite difference scheme, a rotated 9-point FDM was proposed in [8] which minimizes the numerical dispersion, see also [3, 10, 13, 4] for more recent such approaches. Minimizing numerical dispersion is also important for effective coarse grid corrections in domain decomposition and for constructing efficient multigrid solvers: in 1D it is

---

Pierre-Henri Cocquet  
Université de la Réunion, PIMENT, 2 rue Joseph Wetzell, 97490 Sainte-Clotilde e-mail: Pierre-Henri.Cocquet@univ-reunion.fr  
M. J. Gander  
Université de Genève, 2-4 rue du Lièvre, 1211 Genève e-mail: Martin.Gander@unige.ch  
Xueshuang Xiang (corresponding author)  
Qian Xuesen Laboratory of Space Technology, Beijing e-mail: xiangxueshuang@qxslab.cn

even possible to obtain perfect multigrid efficiency using dispersion correction [5], see also [11] for an approximation in higher dimensions.

We develop here a new dispersion minimizing FDM for the Helmholtz equation (1) using as a new idea a modified wave number. Compared with the finite difference scheme of [8] which minimizes already the numerical dispersion, our new scheme using the same stencil, but a modified wave number, has substantially less dispersion error and thus much more accurate phase speed. Our examples also indicate that for plane wave solutions, our new FDM is sixth-order accurate.

## 2 Dispersion correction for standard FDM

We first recall the definition of the dispersion relation and some notation. Given an operator  $P$ , e.g. the continuous operator  $L_k$  in (1) or any finite difference approximation for  $L_k$ , its symbol is

$$\sigma_P(\xi) := e^{-i\xi \cdot x} (P e^{i\xi \cdot x}). \quad (2)$$

The dispersion relation of the operator  $P$  is then defined to be the set

$$\{\xi \in \mathbb{R}^2 \mid \sigma_P(\xi) = 0\}, \quad (3)$$

where  $\xi = (\xi_1, \xi_2)$  denotes the wave vector. A direct computation using (2) gives for the continuous operator  $L_k$  in (1) the dispersion relation set  $\{\xi \in \mathbb{R}^2 \mid \xi_1^2 + \xi_2^2 = k^2\}$ .

For  $\xi$  such that  $\sigma_P(\xi) = 0$ , the number  $v = \frac{k}{\|\xi\|}$  is called the (normalized) phase speed associated with a plane wave with angle  $\theta$  given by  $\tan\theta = \xi_2/\xi_1$ . For the operator  $L_k$  in (1), the phase speed is equal to 1 for any angle. For any discretization scheme, we will consider the phase speed as a function of a dimensionless quantity, the *number of points per wavelength*  $G = \frac{2\pi}{kh}$ , or its inverse  $1/G$ .

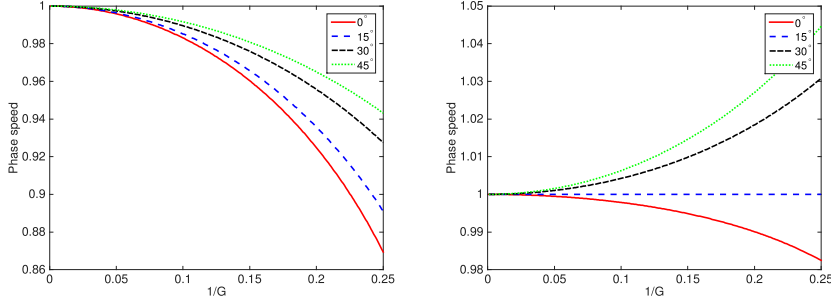
For any discretization  $L_k^h$  of  $L_k$ , numerical dispersion can be defined as the difference between the dispersion relation of  $L_k$  and  $L_k^h$ . The numerical dispersion can also be evaluated by the difference of phase speed of  $L_k^h$  and 1 for different angles. A key idea for dispersion correction is to use a different numerical wave number  $\hat{k}$  in the discretized operator  $L_k^h$  to minimize the numerical dispersion [5]. Take for example the 1D Helmholtz equation

$$-\frac{\partial^2 u}{\partial x^2} - k^2 u = f, \quad (4)$$

where the dispersion relation is  $\{\xi \mid |\xi| = k\}$ . The standard 3-point FDM of (4) is

$$(L_k^{h,fd3} u)_i = h^{-2}(2u_i - u_{i-1} - u_{i+1}) - k^2 u_i. \quad (5)$$

Using (2), the dispersion relation of  $L_k^{h,fd3}$  is  $\{\xi \in \mathbb{R} \mid 2h^{-2}(1 - \cos(\xi h)) = k^2\}$ , which is quite different from  $\{\xi \mid |\xi| = k\}$ . In order to make (5) have the same dis-



**Fig. 1** Phase speed curves for 5-point FDM. Left: no dispersion correction. Right: dispersion correction for  $\theta = 20^\circ$ .

persion as (4), it was proposed in [5] to use a different wave number in (5), denoted by  $\hat{k}$ . Choosing  $\hat{k} = |\sqrt{2h^{-2}(1 - \cos(kh))}|$  implies

$$\{\xi \in \mathbb{R} \mid 2h^{-2}(1 - \cos(\xi h)) = \hat{k}^2\} = \{\xi \mid |\xi| = k\},$$

and hence there is no numerical dispersion!

We investigate now if a similar approach can be used for the 2D Helmholtz equation (1), whose standard 5-point FDM is given by

$$(L_k^{h,fd5} u)_{i,j} = h^{-2}(4u_{i,j} - u_{i-1,j} - u_{i+1,j} - u_{i,j-1} - u_{i,j+1}) - k^2 u_{i,j}, \quad (6)$$

Using (2), its dispersion relation of  $L_k^{h,fd5}$  can readily be computed to be

$$\{\xi \in \mathbb{R}^2 \mid h^{-2}(4 - 2\cos(h\xi_1) - 2\cos(h\xi_2)) = k^2\}. \quad (7)$$

We show in Figure 1 (left) the phase speed  $v^{fd5}$  we computed using (7) for the angles  $0^\circ, 15^\circ, 30^\circ$  and  $45^\circ$  when  $k = 10$ . We can clearly see that the numerical dispersion increases as we decrease the number of points per wavelength  $G$ . Using the dispersion correction idea from the 1D Helmholtz equation, we can do dispersion correction as well, but only for a specific direction. Given an angle  $\theta$ , for wave number  $k$  and mesh size  $h$ , we choose the numerical wave number to be

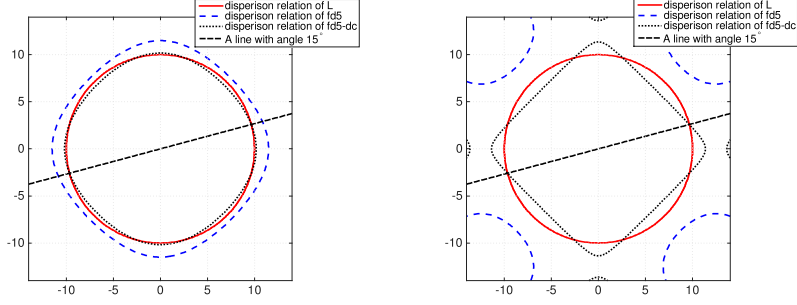
$$\hat{k}(\theta, k, h) = |\sqrt{h^{-2}(4 - 2\cos(kh\cos(\theta)) - 2\cos(kh\sin(\theta)))}|. \quad (8)$$

The 5-point FDM with dispersion correction is then given by

$$(L_{\hat{k}}^{h,fd5} u)_{i,j} = h^{-2}(4u_{i,j} - u_{i-1,j} - u_{i+1,j} - u_{i,j-1} - u_{i,j+1}) - \hat{k}^2 u_{i,j}, \quad (9)$$

and its dispersion relation is

$$\{\xi \in \mathbb{R}^2 \mid h^{-2}(4 - 2\cos(h\xi_1) - 2\cos(h\xi_2)) = \hat{k}^2\}. \quad (10)$$



**Fig. 2** Dispersion relation of operator  $L$ ,  $fd5$  and  $fd5-dc$  with dispersion correction for angle  $15^\circ$  and  $G = 4$  (left) and  $G = 2.5$  (right).

By the definition of  $\hat{k}$  in (8), one can see that the dispersion correction is used to ensure that the phase speed  $v^{fd5-dc} = 1$  for the specific angle  $\theta$ , i.e. there is no dispersion error in that direction. However, for other angles, we still have numerical dispersion, as shown in Figure 1 (right), where we did dispersion correction for  $\theta = 15^\circ$ , and then computed the phase speed  $v^{fd5-dc}$  for the angles  $0^\circ, 15^\circ, 30^\circ$  and  $45^\circ$  when  $k = 10$ . In Figure 2, we show the dispersion relation of  $L$ ,  $L_k^{h,fd5}$  and  $L_k^{h,fd5}$ , where  $\hat{k}$  is again the dispersion correction with  $\theta = 15^\circ$ . We see that the discrete corrected dispersion relation is much closer to that of the continuous operator  $L_k$  than the uncorrected one. However, numerical dispersion still exists, it is not possible to make the phase speed  $v^{fd5-dc} = 1$  for all angles using a modified wave number alone.

### 3 An optimized 9-point FDM with dispersion correction

To improve dispersion errors, a parametrized 9-point FDM was introduced in [8], where  $-\Delta$  is discretized by a tensor product of a 1D mass matrix with stencil  $[(1-a)/2, a, (1-a)/2]^T$  and the standard second order difference with stencil  $[-h^{-2}, 2h^{-2}, -h^{-2}]^T$ , and the the mass term  $-k^2$  is discretized by the symmetric 9-point stencil

$$\begin{bmatrix} (1-b-c)/4 & c/4 & (1-b-c)/4 \\ c/4 & b & c/4 \\ (1-b-c)/4 & c/4 & (1-b-c)/4 \end{bmatrix}.$$

This leads with  $\alpha = [a, b, c]$  and our numerical wave number  $\hat{k}$  to the new 9-point FDM

$$(L_{\hat{k}}^{h,\alpha} u)_{i,j} = \left(\frac{4a}{h^2} - \hat{k}^2 b\right) u_{i,j} + \left(\frac{1-2a}{h^2} - \frac{\hat{k}^2 c}{4}\right) (u_{i-1,j} + u_{i+1,j} + u_{i,j-1} + u_{i,j+1}) - \left(\frac{1-a}{h^2} + \hat{k}^2 \frac{1-b-c}{4}\right) (u_{i-1,j-1} + u_{i+1,j-1} + u_{i-1,j+1} + u_{i+1,j+1}). \quad (11)$$

Computing its dispersion relation  $\{\xi \in \mathbb{R}^2 | (e^{-i\xi \cdot x})_{i,j} (L_{\hat{k}}^{h,\alpha} e^{i\xi \cdot x})_{i,j} = 0\}$  gives

$$(4ah^{-2} - \hat{k}^2 b) + 2\left(\frac{1-2a}{h^2} - \frac{\hat{k}^2 c}{4}\right)(\cos(h\xi_1) + \cos(h\xi_2)) - 2\left(\frac{1-a}{h^2} + \hat{k}^2 \frac{1-b-c}{4}\right)(\cos(h(\xi_1 + \xi_2)) + \cos(h(\xi_1 - \xi_2))) = 0. \quad (12)$$

For a vector  $\xi$  that satisfies the dispersion relation (12), we define

$$\eta_{\hat{k}}^{\alpha} := \|\xi\|, \quad (13)$$

which is a function that depends on  $\theta$ . Then the phase speed of the operator  $L_{\hat{k}}^{h,\alpha}$  is  $v_{\hat{k}}^{\alpha} = \frac{k}{\eta_{\hat{k}}^{\alpha}}$ . For the phase speed  $v_{\hat{k}}^{\alpha}$  to be close to 1, we need that  $\eta_{\hat{k}}^{\alpha}$  is close to  $k$ . We thus would need to solve the  $L^2$  minimization problem<sup>1</sup>

$$\min_{\alpha, \hat{k}} \int_0^{2\pi} (\eta_{\hat{k}}^{\alpha}(\theta) - k)^2 d\theta. \quad (14)$$

Because we can not explicitly compute (13) from the transcendental relation (12), we propose a different minimization approach based on the reasonable

**Assumption 3.1** *Given a mesh size  $h$ , there exist sets  $\mathcal{K}$  and  $\mathcal{P}$  such that*

- $\forall \hat{k} \in \mathcal{K}, \forall \alpha \in \mathcal{P}$ , the set of the dispersion relation (12) is not empty;
- Given  $\alpha \in \mathcal{P}$ , the mapping of  $\mathcal{K}$  to  $\{\eta_{\hat{k}}^{\alpha} | \hat{k} \in \mathcal{K}\}$  is injective.

Let  $\mathcal{F}^{h,\alpha} : p(\theta) \rightarrow q(\theta)$  be the operator which computes for given  $p(\theta)$ ,  $\theta \in [0, 2\pi]$  the solution  $q(\theta)$  of

$$(e^{-i[p(\theta)\cos(\theta), p(\theta)\sin(\theta)]^T \cdot x})_{i,j} (L_q^{h,\alpha} e^{i[p(\theta)\cos(\theta), p(\theta)\sin(\theta)]^T \cdot x})_{i,j} = 0. \quad (15)$$

Since  $\hat{k}^2$  appears only linearly in the 9-point FDM (11),  $\mathcal{F}^{h,\alpha}$  is easy to compute numerically. In addition, by the definition of  $\eta_{\hat{k}}^{\alpha}$  in (13) and Assumption 3.1, we have

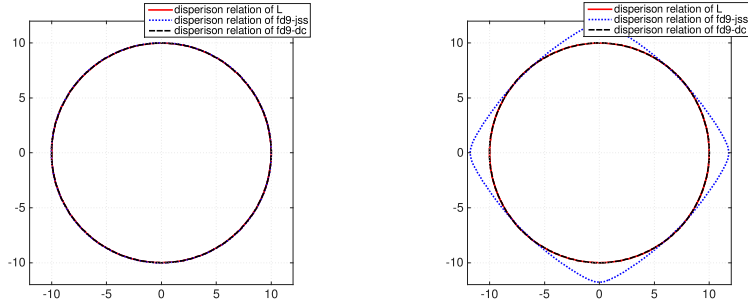
$\mathcal{F}^{h,\alpha}(\eta_{\hat{k}}^{\alpha}) = \hat{k}$ . Thus, instead of solving (14), we solve  $\min_{\alpha \in \mathcal{P}, \hat{k} \in \mathcal{K}} \int_0^{2\pi} (\mathcal{F}^{h,\alpha}(\eta_{\hat{k}}^{\alpha}(\theta)) - \mathcal{F}^{h,\alpha}(k))^2 d\theta$ , which, combined with  $\mathcal{F}^{h,\alpha}(\eta_{\hat{k}}^{\alpha}) = \hat{k}$ , yields

$$\min_{\alpha \in \mathcal{P}, \hat{k} \in \mathcal{K}} \int_0^{2\pi} (\hat{k} - \mathcal{F}^{h,\alpha}(k))^2 d\theta, \quad (16)$$

where  $k$  can be interpreted as a constant function in  $\theta$ . Using that  $\hat{k}$  does not depend on  $\theta$ , the objective function in (16) becomes by a direct calculation

$$\int_0^{2\pi} (\hat{k} - \mathcal{F}^{h,\alpha}(k))^2 d\theta = 2\pi \left( \hat{k} - \frac{1}{2\pi} \int_0^{2\pi} \mathcal{F}^{h,\alpha}(k) d\theta \right)^2 + \int_0^{2\pi} \mathcal{F}^{h,\alpha}(k)^2 d\theta - \frac{1}{2\pi} \left( \int_0^{2\pi} \mathcal{F}^{h,\alpha}(k) d\theta \right)^2.$$

<sup>1</sup> We could also use different norms leading to different optimized dispersion corrections.



**Fig. 3** Dispersion relation of L, fd9-jss and fd9-dc when  $G = 4$  (left) and  $G = 2.5$  (right).

For any fixed  $\alpha$ , we can then take  $\hat{k} = \frac{1}{2\pi} \int_0^{2\pi} \mathcal{F}^{h,\alpha}(k) d\theta$  to make the objective function reach its minimum, since the other terms do not depend on  $\hat{k}$ , and thus the minimization problem (16) is after a short calculation equivalent to minimizing the variance,

$$\min_{\alpha \in \mathcal{P}} \int_0^{2\pi} \left( \frac{1}{2\pi} \int_0^{2\pi} \mathcal{F}^{h,\alpha}(k) d\theta - \mathcal{F}^{h,\alpha}(k) \right)^2 d\theta. \quad (17)$$

This leads to the following algorithm to compute optimized  $\alpha^*$  and  $\hat{k}^*$ :

**Algorithm 3.1** (Optimized parameters  $\alpha^*$  and  $\hat{k}^*$  for dispersion correction)

- 1° Input wave number  $k$  and mesh size  $h$ ;
- 2° Construct operator  $\mathcal{F}^{h,\alpha}$  in (15);
- 3° Solve minimization problem (17) to obtain  $\alpha^*$ ;
- 4° Compute  $\hat{k}^* = \frac{1}{2\pi} \int_0^{2\pi} \mathcal{F}^{h,\alpha^*}(k) d\theta$ ;
- 5° Output  $\alpha^*$  and  $\hat{k}^*$ .

## 4 Numerical examples

We use a Riemann sum, discretizing  $\theta$  in Algorithm 3.1 from 0 to  $2\pi$  with step size  $\pi/100$ , and solve (17) using Nelder Mead with initial guess  $\alpha^0 = [1, 1, 0]$ , which corresponds to the standard 5-point FDM. We denote our new 9-point FDM with dispersion correction by fd9-dc, and compare it to the the FDM of Jo, Shin and Suh in [8] denoted by fd9-jss. The parameters for fd9-jss do not depend on  $h$  and  $k$  and are given by  $\alpha = [0.7731, 0.6248, 0.3752]$ .

We first compare in Figure 3 the dispersion relation of fd9-jss and fd9-dc when  $k = 10$ . Algorithm 3.1 gives as optimized parameters for  $G = 4$  the values  $\alpha^* = [0.8027, 1.0532, 0.0002]$ ,  $\hat{k}^* = 8.7725$ , and for  $G = 2.5$  the values  $\alpha^* = [0.7662, 1.0553, 0.0003]$ ,  $\hat{k}^* = 7.2186$ . We see on the left that both schemes seem very good for  $G = 4$ , compared to the five point schemes in Figure 2, but on the

In Figure 5, we show how the  $\theta$  averaged errors

$$\frac{\|n_{\theta}^h\|}{\|n_{\theta}^h\|} = \frac{\|n_{\theta}^h\|}{\|n_{\theta}^h\|}, \quad \frac{\|n_{\theta}^h\|}{\|n_{\theta}^h\|} = \frac{\|n_{\theta}^h\|}{\|n_{\theta}^h\|}.$$

behave when  $h$  becomes small, for  $k = 5, 10$ . We can clearly see that fd9-dc is 6-th order accurate, while fd9-jss is just second order accurate. We show in Table 1 the condition number of the corresponding linear systems for the different schemes for

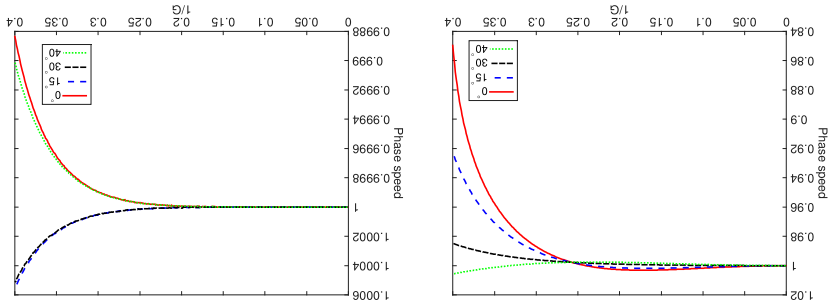
Figure 4 shows the phase speed curves  $v_{\theta}^*$  for fd9-jss and fd9-dc for the angles  $0^\circ, 15^\circ, 30^\circ$  and  $45^\circ$  when  $k = 10$  as a function of  $1/G$ . We can clearly see that the phase speed of fd9-dc is much closer to 1 than for fd9-jss (note the different scales). We next investigate the accuracy in  $h$ . We consider the Helmholtz equation on  $\Omega = (-1, 1) \times (-1, 1)$  with the exact plane wave solution  $n_{\theta}^e(x) = e^{i(k \cos(\theta)x_1 + k \sin(\theta)x_2)}$  and Dirichlet boundary conditions. The corresponding numerical solutions of fd9-jss and fd9-dc are  $n_{\text{fd9-jss}, \theta}^h$  and  $n_{\text{fd9-dc}, \theta}^h$ , and the interpolated exact solution  $n_{\theta}^e$  on the mesh with size  $h$  by  $n_{\theta}^i$ . We then measure the relative error of fd9-jss and fd9-dc by

Figure 4 shows the phase speed curves  $v_{\theta}^*$  for fd9-jss and fd9-dc for the angles  $0^\circ, 15^\circ, 30^\circ$  and  $45^\circ$  when  $k = 10$  as a function of  $1/G$ . We can clearly see that the phase speed of fd9-dc is much closer to 1 than for fd9-jss (note the different scales). We next investigate the accuracy in  $h$ . We consider the Helmholtz equation on  $\Omega = (-1, 1) \times (-1, 1)$  with the exact plane wave solution  $n_{\theta}^e(x) = e^{i(k \cos(\theta)x_1 + k \sin(\theta)x_2)}$  and Dirichlet boundary conditions. The corresponding numerical solutions of fd9-jss and fd9-dc are  $n_{\text{fd9-jss}, \theta}^h$  and  $n_{\text{fd9-dc}, \theta}^h$ , and the interpolated exact solution  $n_{\theta}^e$  on the mesh with size  $h$  by  $n_{\theta}^i$ . We then measure the relative error of fd9-jss and fd9-dc by

**Table 1** Condition number comparison for the linear systems obtained with the different schemes for varying mesh size when  $k = 10$ .

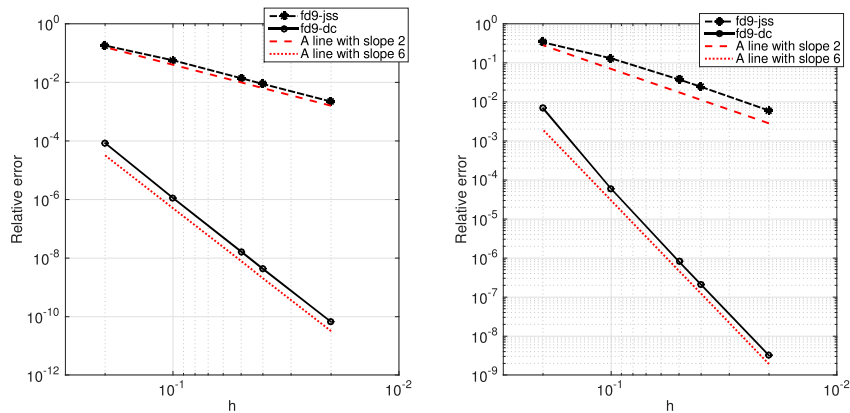
$h$	fd5	fd9-jss	fd9-dc
0.05	1.30E5	5.41E3	5.35E3
0.1	5.57E2	1.70E3	1.36E3
0.2	1.28E16	4.37E2	3.77E2

**Fig. 4** Phase speed curves for fd9-jss (left) and fd9-dc (right) when  $k = 10$ .



Finite differences with optimized dispersion correction for the Helmholtz equation





**Fig. 5** Averaged relative errors of fd9-jss and fd9-dc for different mesh size  $h$  when  $k = 5$  (left) and  $k = 10$  (right).

different mesh sizes when  $k = 10$ . We can clearly see that our new method (fd9-dc) also reduces the condition number compared to the original FDM (fd5) or the FDM proposed by Jo, Shin and Suh (fd9-jss).

## References

1. Ivo Babuška, Frank Ihlenburg, Ellen T Paik, and Stefan A Sauter. A generalized finite element method for solving the helmholtz equation in two dimensions with minimal pollution. *Computer methods in applied mechanics and engineering*, 128(3-4):325–359, 1995.
2. Ivo M Babuska and Stefan A Sauter. Is the pollution effect of the fem avoidable for the helmholtz equation considering high wave numbers? *SIAM Journal on numerical analysis*, 34(6):2392–2423, 1997.
3. Zhongying Chen, Dongsheng Cheng, and Tingting Wu. A dispersion minimizing finite difference scheme and preconditioned solver for the 3d helmholtz equation. *Journal of Computational Physics*, 231(24):8152–8175, 2012.
4. Dongsheng Cheng, Xu Tan, and Taishan Zeng. A dispersion minimizing finite difference scheme for the helmholtz equation based on point-weighting. *Computers & Mathematics with Applications*, 2017.
5. Oliver G Ernst and Martin J Gander. Multigrid methods for helmholtz problems: A convergent scheme in 1d using standard components.
6. Frank Ihlenburg and Ivo Babuška. Dispersion analysis and error estimation of galerkin finite element methods for the helmholtz equation. *International journal for numerical methods in engineering*, 38(22):3745–3774, 1995.
7. Frank Ihlenburg and Ivo Babuška. Finite element solution of the helmholtz equation with high wave number part i: The h-version of the fem. *Computers & Mathematics with Applications*, 30(9):9–37, 1995.
8. Churl-Hyun Jo, Changsoo Shin, and Jung Hee Suh. An optimal 9-point, finite-difference, frequency-space, 2-d scalar wave extrapolator. *Geophysics*, 61(2):529–537, 1996.

9. Changsoo Shin and Heejeung Sohn. A frequency-space 2-d scalar wave extrapolator using extended 25-point finite-difference operator. *Geophysics*, 63(1):289–296, 1998.
10. Christiaan C Stolk. A dispersion minimizing scheme for the 3-d helmholtz equation based on ray theory. *Journal of computational Physics*, 314:618–646, 2016.
11. Christiaan C Stolk, Mostak Ahmed, and Samir Kumar Bhowmik. A multigrid method for the helmholtz equation with optimized coarse grid corrections. *SIAM Journal on Scientific Computing*, 36(6):A2819–A2841, 2014.
12. Eli Turkel, Dan Gordon, Rachel Gordon, and Semyon Tsynkov. Compact 2d and 3d sixth order schemes for the helmholtz equation with variable wave number. *Journal of Computational Physics*, 232(1):272–287, 2013.
13. Tingting Wu. A dispersion minimizing compact finite difference scheme for the 2d helmholtz equation. *Journal of Computational and Applied Mathematics*, 311:497–512, 2017.