



## Ultraviolet Radiation evolution during the 21st century

Kévin Lamy, Béatrice Josse, Thierry Portafaix, Hassan Bencherif, Sophie Godin-Beekmann, Colette Brogniez, N. L. Abraham, H. Akiyoshi, A. T. Archibald, Slimane Bekki, et al.

### ► To cite this version:

Kévin Lamy, Béatrice Josse, Thierry Portafaix, Hassan Bencherif, Sophie Godin-Beekmann, et al.. Ultraviolet Radiation evolution during the 21st century. CCMI 2017, Chemistry-Climate Model Initiative Science Workshop, Jun 2017, Toulouse, France. hal-01648231

**HAL Id: hal-01648231**

**<https://hal.univ-reunion.fr/hal-01648231>**

Submitted on 30 Nov 2017

**HAL** is a multi-disciplinary open access archive for the deposit and dissemination of scientific research documents, whether they are published or not. The documents may come from teaching and research institutions in France or abroad, or from public or private research centers.

L'archive ouverte pluridisciplinaire **HAL**, est destinée au dépôt et à la diffusion de documents scientifiques de niveau recherche, publiés ou non, émanant des établissements d'enseignement et de recherche français ou étrangers, des laboratoires publics ou privés.



# Ultraviolet Radiation evolution during the 21st century.

K. Lamy<sup>1</sup>, B. Josse<sup>5</sup>, T. Portafais<sup>1</sup>, H. Bencherif<sup>1,4</sup>, S. Godin-Beekmann<sup>3</sup>, C. Brogniez<sup>2</sup>, N. L. Abraham<sup>16</sup>, H. Akiyoshi<sup>6</sup>, A. T. Archibald<sup>16</sup>, S. Bekki<sup>3</sup>, N. Butchart<sup>9</sup>, M. P. Chipperfield<sup>15</sup>, R. Currie<sup>16</sup>, G. Di Genova<sup>14</sup>, R.R. Garcia<sup>18</sup>, M. Deushi<sup>10</sup>, S. Dhomse<sup>15</sup>, B. N. Duncan<sup>13</sup>, M. I. Hegglin<sup>22</sup>, L. W. Horowitz<sup>19</sup>, P. Jöckel<sup>20</sup>, D. Kinnison<sup>18</sup>, J.-F. Lamarque<sup>3</sup>, M. Y. Lin<sup>19</sup>, E. Mancini<sup>14</sup>, M. Marchand<sup>3</sup>, V. Marecal<sup>3</sup>, M. Michou<sup>3</sup>, O. Morgenstern<sup>11</sup>, F. M. O'Connor<sup>2</sup>, T. Nagashima<sup>1</sup>, L. D. Oman<sup>1</sup>, G. Pitari<sup>14</sup>, D. Plummer<sup>1</sup>, J. A. Pyle<sup>16</sup>, L. Revell<sup>1,13</sup>, E. Rozanov<sup>12</sup>, D. Saint-Martin<sup>3</sup>, J. Scinocca<sup>3</sup>, A. Stenke<sup>3</sup>, S. E. Strahan<sup>17</sup>, K. Stone<sup>21</sup>, K. Sudo<sup>8</sup>, T. Y. Tanaka<sup>10</sup>, S. Tilmes<sup>18</sup>, Y. Yamashita<sup>8</sup>, K. Yoshida<sup>8</sup>, G. Zeng<sup>1</sup>

<sup>1</sup> Laboratoire de l'Atmosphère et des Cyclones (LACY), UMR 8105 CNRS, Université de la Réunion, France <sup>2</sup> Laboratoire d'Optique Atmosphérique (LOA), Université des Sciences et Technologies de Lille, Lille, France <sup>3</sup> LATMOS, CNRS, Institut Pierre Simon Laplace, Pierre et Marie Curie University, Paris, France <sup>4</sup> School of Chemistry and Physics, University of KwaZulu Natal, Durban, South Africa <sup>5</sup> CNRM UMR 3589, Météo-France/CNRS, Toulouse, France <sup>6</sup> National Institute of Environmental Studies (NIES), Tsukuba, Japan <sup>7</sup> Environment and Climate Change Canada, Montréal, Canada <sup>8</sup> Graduate School of Environmental Studies, Nagoya University, Nagoya, Japan <sup>9</sup> Met Office Hadley Centre (MOHC), Exeter, UK <sup>10</sup> Meteorological Research Institute (MRI), Tsukuba, Japan <sup>11</sup> National Institute of Water and Atmospheric Research (NIWA), Wellington, New Zealand <sup>12</sup> Institute for Atmospheric and Climate Science, ETH Zürich (ETHZ), Zürich, Switzerland <sup>13</sup> Bodeler Scientific, Christchurch, New Zealand <sup>14</sup> Department of Physical and Chemical Sciences, Università dell'Aquila, L'Aquila, Italy <sup>15</sup> School of Earth and Environment, University of Leeds, Leeds, UK <sup>16</sup> Department of Chemistry, University of Cambridge, Cambridge, UK <sup>17</sup> National Aeronautics and Space Administration Goddard Space Flight Center (NASA GSFC), Greenbelt, Maryland, USA <sup>18</sup> National Center for Atmospheric Research (NCAR), Boulder, Colorado, USA <sup>19</sup> National Atmospheric and Ocean Administration Geophysical Fluid Dynamics Laboratory (NOAA GFDL), Princeton, New Jersey, USA <sup>20</sup> Institut für Physik der Atmosphäre, Deutsches Zentrum für Luft- und Raumfahrt (DLR), Oberpfaffenhofen, Germany <sup>21</sup> School of Earth Sciences, University of Melbourne, Melbourne, Victoria, Australia <sup>22</sup> Department of Meteorology, University of Reading, Reading, UK <sup>23</sup> NASA Goddard Space Flight Center, Greenbelt, MD, USA



## Introduction

In the context of a changing climate, the acceleration of the Brewer-Dobson circulation [Butchart 2014] leads to a decrease of the ozone total column in the tropics. This decrease affects directly surface ultraviolet radiation, which are already very high in this area. Following the work of (Bais et al., 2011), (Butchart, 2014) and (Hegglin & Shepherd, 2009) on the future evolution of surface irradiance derived from Chemistry Climate Models (CCM) projections, we projected here surface irradiance from 2010 to 2100 with focus on the tropics. We used the latest chemistry climate projection exercise ; Chemistry Climate Model Initiative (CCMI) coupled with a radiative transfer model (TUV (Madronich, 1993)) to calculate the evolution of surface Ultraviolet radiation throughout the 21st century. Ultraviolet Index (UVi) has been specifically considered (McKenzie, Matthews, & Johnston, 1991).

At first, simulation from RefC2 Chemistry Climate Model Initiative have been coupled with a radiative transfer model, in order to obtained modeled UV index (UVi-M). UVi-M is then compared against available satellite ultraviolet radiation observations (OMI OMUVbd product) between 2005 and 2016. Statistical difference and variance have been analysed versus different parameters: geographical location, model or ensemble of model outputs used in the radiative transfer calculation. From these conclusions we have computed the UV evolution throughout the 21 st century with the RefC2.

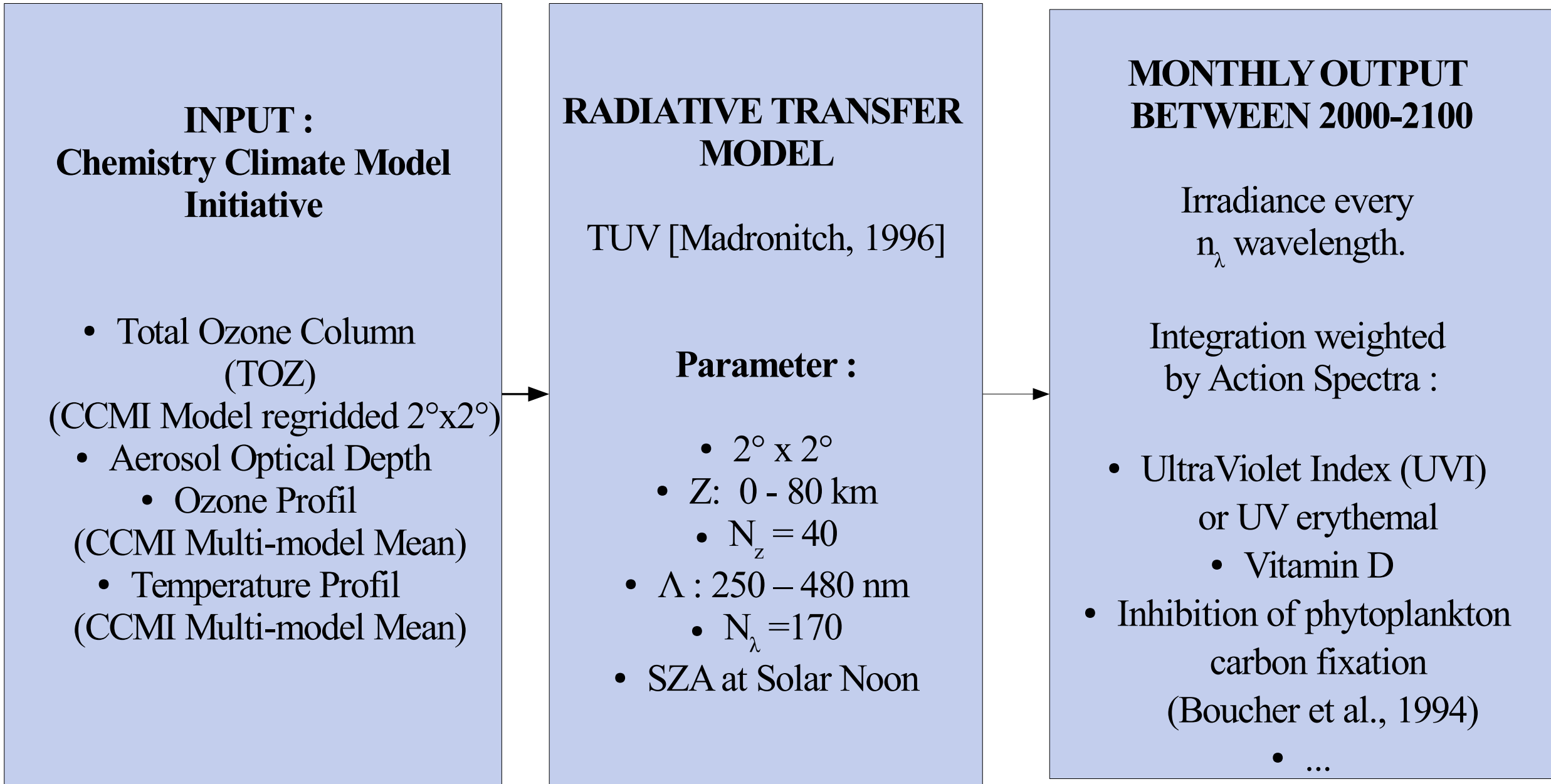
## Main Objectives

- CCMI + Radiative Transfer (RT) Modelling in order to retrieve solar irradiance.
- Validation of CCMI and CCMI+RT result against climatological observations from present period.
- Ultraviolet Radiation Evolution throughout the 21st century.

## Radiative Transfer Modelling

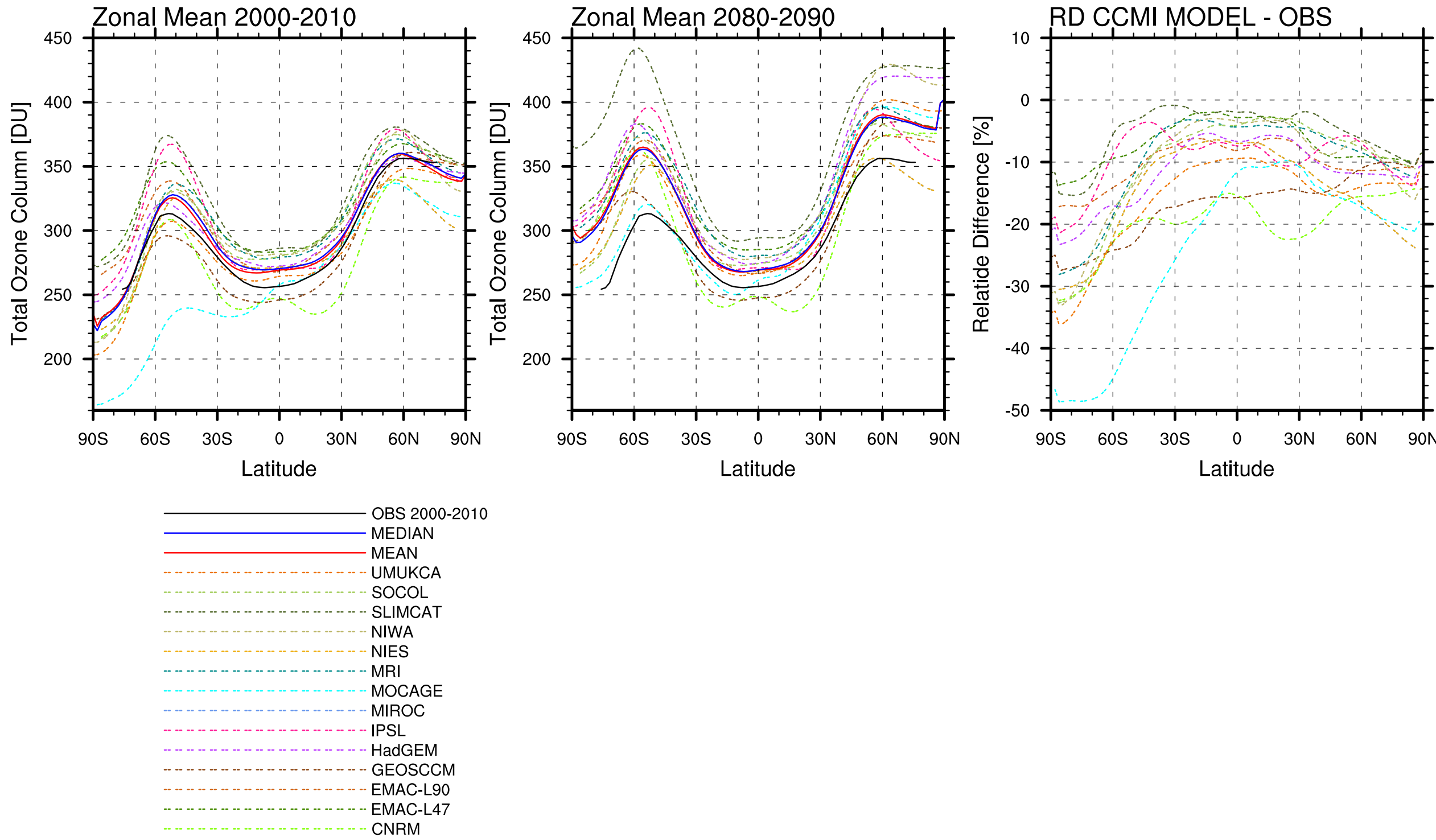
Radiative Transfer Model used is the Tropospheric UltraViolet Model (TUV) (Madronich, 1993), with (Serdychenko, Gorshelev, Weber, Chehade, & Burrows, 2014) ozone cross section and (Chance & Kurucz, 2010) extra terrestrial spectra. Modelling was done in clear sky conditions and with aerosols optical thickness from CCMI result.

Figure 2: CCMI + Radiative Transfer Model Coupling



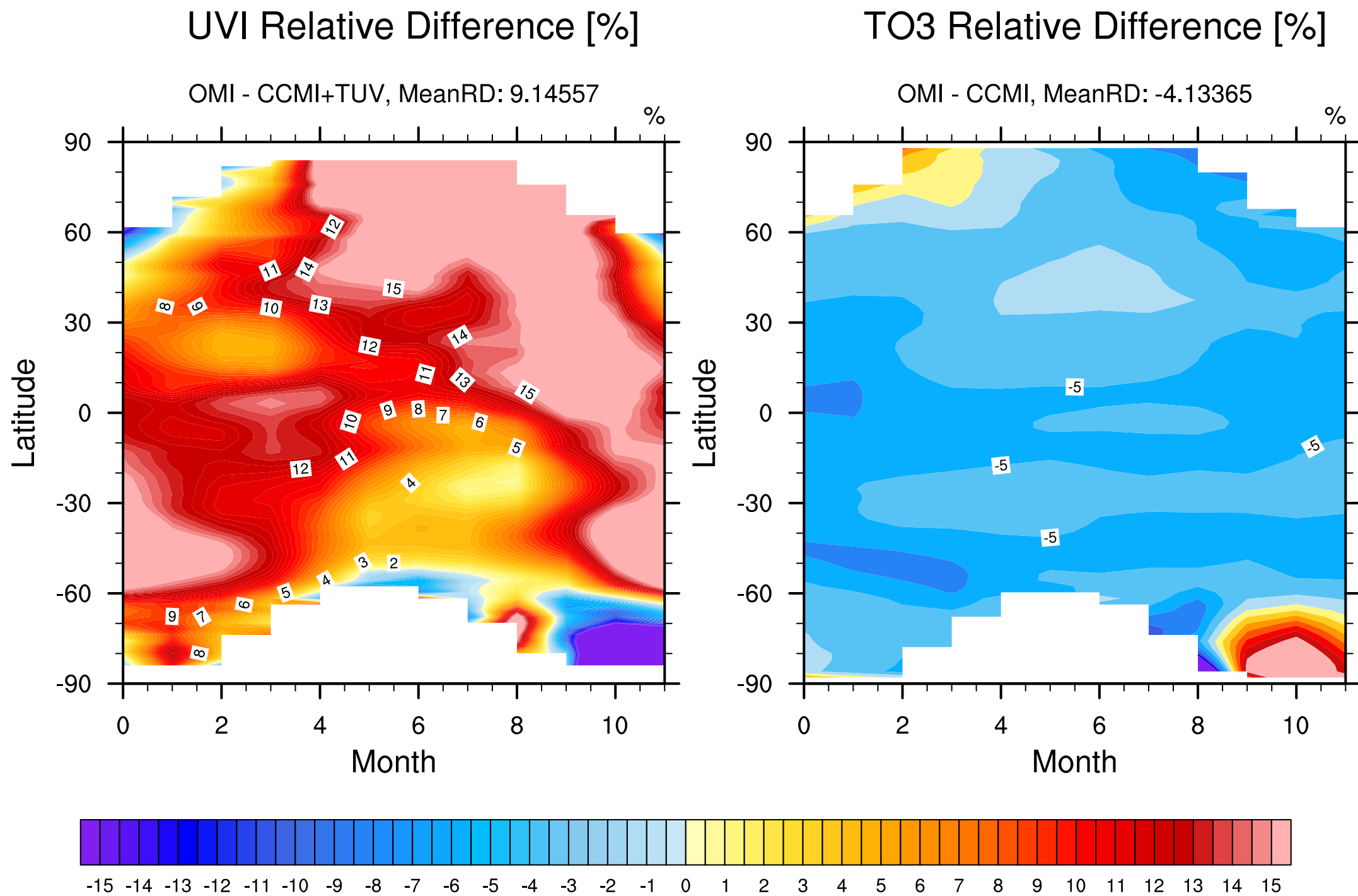
## Validation

Figure 3: CCMI-TOZ zonal mean for every model, Mean and Median of all model and observed TOZ from Multi-Satellite Merged Ozone Product(MSOZ) [McPeters, 2012]. a) CCMI Zonal Mean 2000-2010 and MSOZ observations. b) CCMI-TOZ Zonal Mean (2090-2100) and MSOZ Observations (2010-2090). c) Relative Difference (RD) between CCMI-TOZ[2000-2010] and MSOZ[2000-2010].



- CCMI-TOZ Model slightly underestimate TOZ compared to TOZ satellite observations

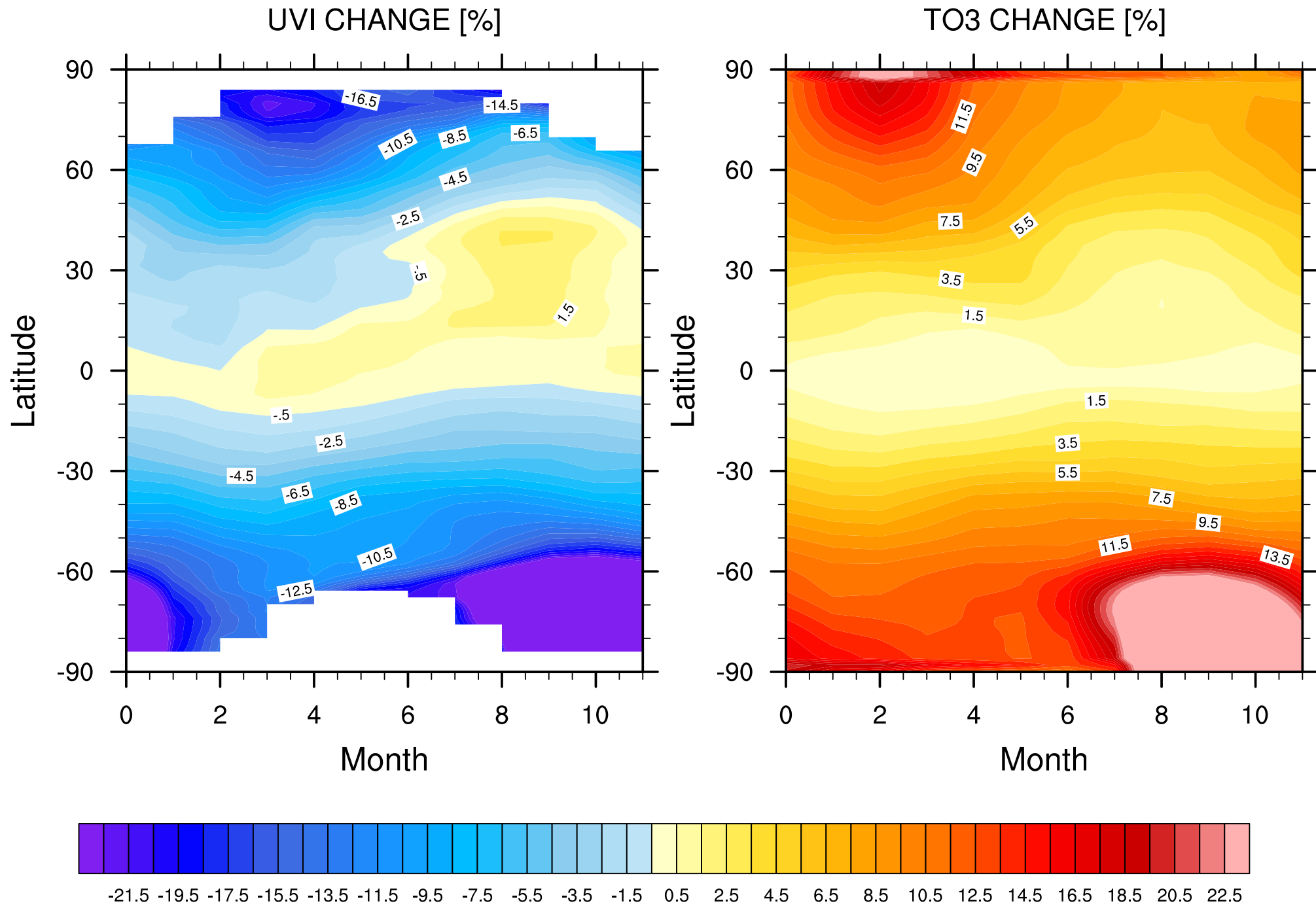
Figure 4: Zonal Mean Monthly Climatological Relative Difference between CCMI-Median+TUV and OMI-OMUVbd product [2004-2015].



While CCMI-Median-TOZ shows a Mean Relative Difference of ≈4.13% versus OMI-TOZ product, CCMI-Median+TUV are higher than OMI-UV by about 9.15 %.

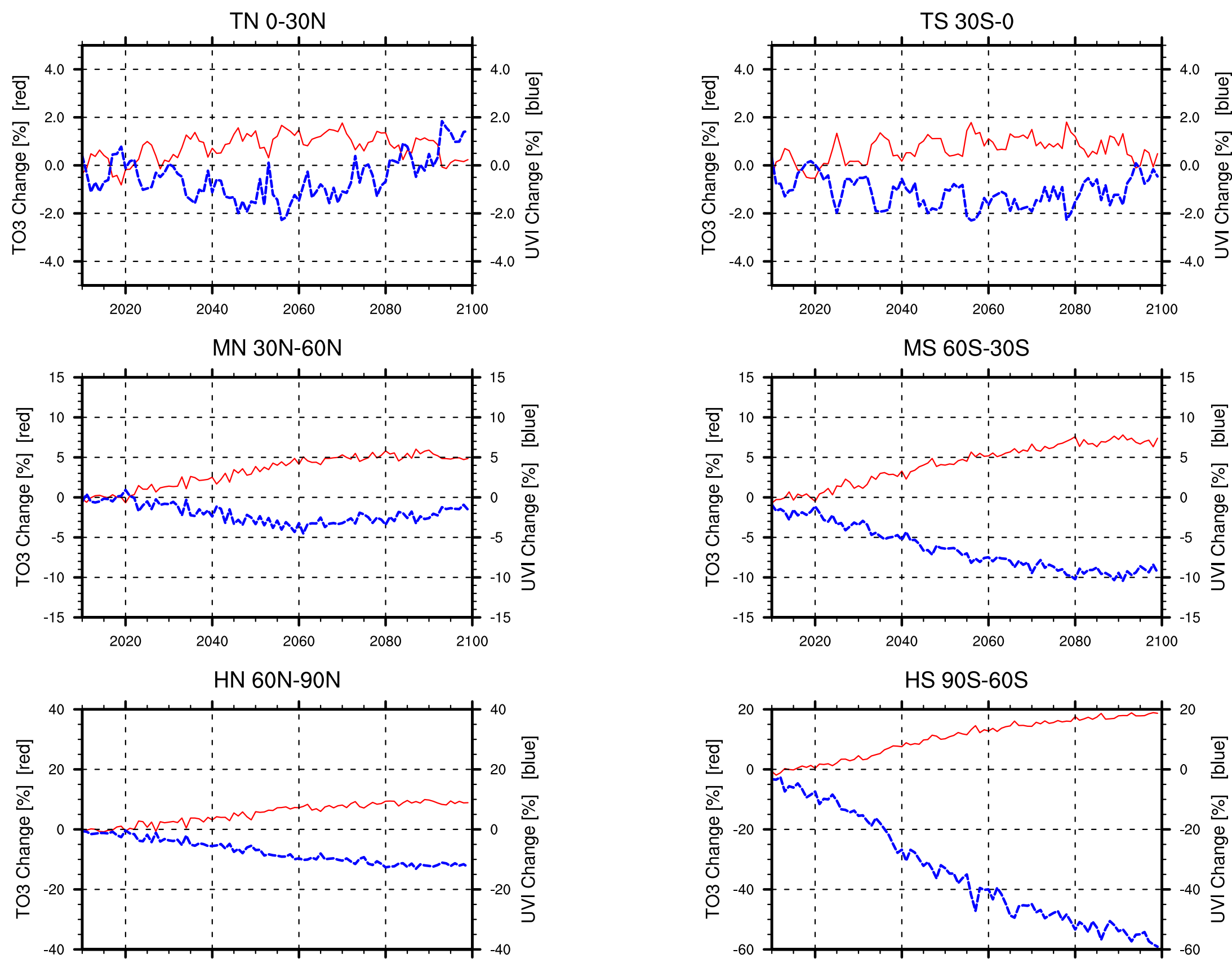
## Projections

Figure 5: CCMI-Median+TUV, and CCMI-Median-TOZ Percent Change for the Monthly Climatological Zonal Mean Between 2090-2100 and 2000-2010.



As expected, ozone layer recovery will lead to a decrease in UV radiation in mid to high latitudes.

Figure 6: UVi from CCMI-Median+TUV Percent Change Evolution for the 21st century.



In mid to high latitudes TOZ increases and UVI decreases significantly during the 21st century. Tropical variation of UVi radiation are very small and will need further research.

## Conclusion

- CCMI-TOZ Model slightly underestimate compared to TOZ satellite observations.
- CCMI-Median+TUV are 9.15 % higher than observed OMI UV product.
- Surface UVI decreases in mid to high latitude
- Tropical Change are very small for the entire 21st century. A thorough statistical analysis is required in order to conclude.

## Forthcoming Research

- CCMI + TUV Validation against Ground UV observations
- Single Model Radiative Transfer Calculation
- Further analysis on tropical variation during the 21st century.
- Multiple scenario studies with ACCMIP or CCMI available SEN-C2 result.

## Acknowledgements

- Région Réunion
- Doctoral School of Reunion Island University
- Météo France
- CCMI Modeling Team

## References

Bais, A. F., Tourpali, K., Kazantzidis, A., Akiyoshi, H., Bekki, S., Braesicke, P., ... others (2011). Projections of uv radiation changes in the 21st century: Impact of ozone recovery and cloud effects. *Atmospheric Chemistry and Physics*, 11(15), 7533 - 7545.

Butchart, N. (2014, Jun). The brewer-dobson circulation. *Reviews of Geophysics*, 52(2), 157–184. Retrieved from <http://dx.doi.org/10.1002/2013RG000448> doi: 10.1002/2013rg000448

Butler, A. H., Daniel, J. S., Portmann, R. W., Ravishankara, A. R., Young, P. J., Fahey, D. W., & Rosenlof, K. H. (2016). Diverse policy implications for future ozone and surface uv in a changing climate. *Environmental Research Letters*, 11(6), 064017. Retrieved from <http://stacks.iop.org/1748-9326/11/i=6/a=064017>

Chance, K., & Kurucz, R. (2010). An improved high-resolution solar reference spectrum for earth's atmosphere measurements in the ultraviolet, visible, and near infrared. *Journal of quantitative spectroscopy and radiative transfer*, 111(9), 1289–1295.

Hegglin, M. I., & Shepherd, T. G. (2009, Sep). Large climate-induced changes in ultraviolet index and stratosphere-to-troposphere ozone flux. *Nature Geoscience*, 2(10), 687–691. Retrieved from <http://dx.doi.org/10.1038/ngeo604> doi: 10.1038/ngeo604

Madronich, S. (1993). *UV radiation in the natural and perturbed atmosphere*. Lewis Publisher, Boca Raton.

McKenzie, R. L., Matthews, W. A., & Johnston, P. V. (1991). The relationship between erythemal uv and ozone, derived from spectral irradiance measurements. *Geophysical Research Letters*, 18(12), 2269–2272. Retrieved from <http://dx.doi.org/10.1029/91GL02786> doi: 10.1029/91GL02786

McPeters, R. D., & Labow, G. J. (2012). Climatology 2011: An mls and sonde derived ozone climatology for satellite retrieval algorithms. *Journal of Geophysical Research: Atmospheres*, 117(D10), n/a–n/a. Retrieved from <http://dx.doi.org/10.1029/2011JD017006> (D10303) doi: 10.1029/2011JD017006

Serdychenko, A., Gorshelev, V., Weber, M., Chehade, W., & Burrows, J. (2014). High spectral resolution ozone absorption cross-sections—part 2: Temperature dependence. *Atmospheric Measurement Techniques Discussions*, 6(4).