

**Novel  $\pi 2s + \pi 2a$  Electrocyclization of  
Triethylenic-Malonic Acids Exemplified for a One-Pot  
Synthesis of New  $\gamma$ -Dilactones cis-Fused with a  
Cyclopentene**

Jean-Marc Dillenschneider, Laurent Dufossé, Mireille Fouillaud, Nuthathai  
Sutthiwong, Roger Labia, Alain Valla

► **To cite this version:**

Jean-Marc Dillenschneider, Laurent Dufossé, Mireille Fouillaud, Nuthathai Sutthiwong, Roger Labia, et al.. Novel  $\pi 2s + \pi 2a$  Electrocyclization of Triethylenic-Malonic Acids Exemplified for a One-Pot Synthesis of New  $\gamma$ -Dilactones cis-Fused with a Cyclopentene. *Journal of Heterocyclic Chemistry*, Wiley, 2016, 53 (4), pp.1017-1021. 10.1002/jhet.2419 . hal-01188092

**HAL Id: hal-01188092**

**<https://hal.univ-reunion.fr/hal-01188092>**

Submitted on 19 Nov 2016

**HAL** is a multi-disciplinary open access archive for the deposit and dissemination of scientific research documents, whether they are published or not. The documents may come from teaching and research institutions in France or abroad, or from public or private research centers.

L'archive ouverte pluridisciplinaire **HAL**, est destinée au dépôt et à la diffusion de documents scientifiques de niveau recherche, publiés ou non, émanant des établissements d'enseignement et de recherche français ou étrangers, des laboratoires publics ou privés.

# Novel $\pi_{2s}+\pi_{2a}$ Electrocyclization of Triethylenic-Malonic Acids : Exemplified for a One-Pot Synthesis of New $\gamma$ -Dilactones *cis*-Fused with a Cyclopentene

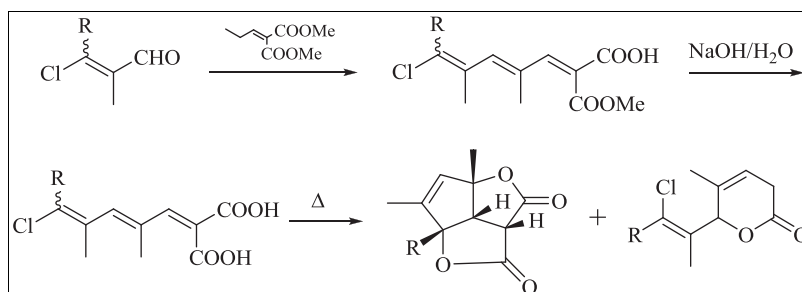
Jean-Marc Dillenschneider,<sup>a</sup> Laurent Dufossé,<sup>b,\*</sup> Mireille Fouillaud,<sup>b</sup> Nuthathai Sutthiwong,<sup>b,c</sup> Roger Labia,<sup>a,d</sup> and Alain Valla<sup>a,d,\*</sup>

<sup>a</sup>Laboratoire de Chimie des Substances Naturelles, URA 401 CNRS, MNHN, 63 rue Buffon, 75005, Paris, France <sup>b</sup>Université de La Réunion, ESIROI des Sciences des Aliments, 2 rue Joseph Wetzell, F-97490, Sainte-Clotilde, La Réunion, France

<sup>c</sup>Thailand Institute of Scientific and Technological Research, Agricultural Technology Department, 35 Mu 3, Technopolis, Klong 5, Klong Luang, Pathum Thani 12120, Thailand

<sup>d</sup>Chimie et Biologie des Substances Naturelles FRE 2125 CNRS, MNHN, UBO, 6, Rue de l'Université, 29000, Quimper, France

\*E-mail: laurent.dufosse@univ-reunion.fr; valla.alain@orange.fr



A new, easy and rapid synthesis of  $\gamma$ -dilactones *cis*-fused with a cyclopentenyl ring via cyclization of 7-chlorotriethylenic-malonic acids. The key step implicates an intramolecular cyclization to a cyclopentenyl cation, according to an electrocyclic  $\pi_{2s} + \pi_{2a}$  conrotatory process. This cyclopentenyl cation led to unstable  $\gamma$ -lactones intermediates that are rearrange to more stable isomers.  $\delta$ -lactones (6*Z* and 6*E*-(3-chlorobut-2-en-2-yl)-5-methyl-3,6-dihydro-2*H*-pyran-2-one) were obtained as secondary products. Mechanistic pathways were considered. The structures of the newly synthesized compounds were established by elemental and spectral data.

## INTRODUCTION

$\gamma$ -Lactones are key structural subunits of natural products [1] and valuable synthetic intermediates [2]. Compounds containing a  $\gamma$ -lactone moiety *cis*-fused with a cyclopentene are of considerable interest because of a wide range of biological activities and for their versatile chemistry. They are key intermediates in prostaglandin synthesis [3,4], components of essential oils and food [5–8], and reveal cytotoxic, antitumorous [9,10] and antifungal activities [11–13]. As a consequence of this importance, many syntheses of these compounds have been developed [14–24].

We report herein a suitable and quickly route to a series of dilactones **3** by thermal cyclization of 2-((2*E*,4*E*)-5-chloro-5-methyl (or 5-phenyl) 2,4-dimethylhexa-2,4-dienylidene)malonic acids **2** (official nomenclature: ACD/ChemSketch).

## RESULTS AND DISCUSSION

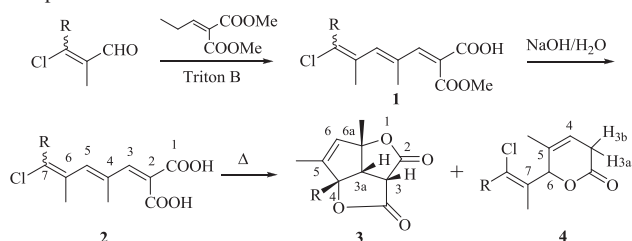
The (2*E*,4*E*,6*E*)-7-chloro-2-(methoxycarbonyl)-4,6,7-trimethylocta (or 4,6-dimethyl, 7-phenyl)-2,4,6-trienoic acids **1** were prepared in good yield by a Stobbe-like

condensation [25] of alkenals [26–30] and methyl propylidene malonate [31], using trimethylbenzyl ammonium hydroxide (Triton B) as a base (rt, 48 h.) [32,33]. The correspondent diacids **2** (2-((2*E*,4*E*)-5-chloro-2,4,5-trimethylhexa (or 2,4-dimethyl-5-phenyl)-2,4-dienylidene) malonic acid) were quantitatively obtained by smooth hydrolysis (NaOH 1 M, rt, 20 h.). Characteristics of these compounds are in accordance with those described in the literature for related products (ref. cited previously) [34,35].

Among these latter compounds, only the diacids **2** possessing the 4*E*,6*E* configuration led, by thermal activation (90 °C, 1 h, 15 mmHg), to the  $\gamma$ -dilactones **3**: 4*a*,5,6*a*-trimethyl (or 4*a*-phenyl-5,6*a*-dimethyl)-2*a*,4*a*,6*a*,6*b*-tetrahydro-2*H*,3*H*-1,4-dioxacyclopenta[*cd*]pentalene-2,3-dione (Scheme 1). The  $\delta$ -lactones **4** obtained besides lactones **3** (in lowly yield): 6*Z* and 6*E*-(3-chlorobut-2-en-2-yl)-5-methyl-3,6-dihydro-2*H*-pyran-2-one were formed from prior isomerization (in our experimental conditions) of 4*E*,6*E* diacids to 4*E*,6*Z* diacids (see next paragraphs;  $\delta$ -lactones **4** as secondary products).

The formation of cyclopentenyl cations from pentadienyl cations were well documented [36–50].

**Scheme 1.** **1** and **2**: R = CH<sub>3</sub> (*6E*); b: R = C<sub>6</sub>H<sub>5</sub> (*6Z*); c: R = CH<sub>3</sub> (*6E*); d: R = CH<sub>3</sub> (*6Z*). **3**: R = C<sub>6</sub>H<sub>5</sub>; R = CH<sub>3</sub>. \* numbering used to facilitate comparison of NMR data.



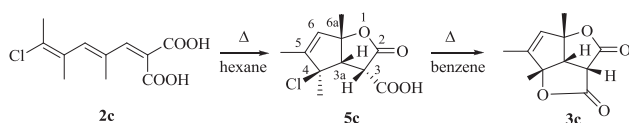
Compound **3** involved the establishment of intermediaries  $\gamma$ -lactones **5** via a cyclopentenyl zwitterion, and one of these, **5c** could be isolated (Scheme 2). It was generally admitted that the *W* form of the cation initially formed was more stable; however, equilibrium with the forms called *U* and *sickle* has been established, by rotation around C<sub>2</sub>–C<sub>3</sub> and C<sub>5</sub>–C<sub>6</sub> double bonds [51]. Relative ease of these transformations resulted in partial double bond character at central bond (weaker than at terminal bonds). The presence of a methyl group at C<sub>4</sub> probably was in disfavour of the *W* form, thus, making easier the cyclization of the *U* form to a cyclopentenyl cation, according to an electrocyclic  $\pi_{2s} + \pi_{2a}$  conrotatory process, thermally allowed [52]. Kinetic measurements have shown that this cyclization was facilitated with the presence of methyl groups in position 3, and in positions 2 and 4 (which is our case) [38].

Subsequent quenching by the negative charge of the carboxylate anion gives the isolated lactones **3** (R = C<sub>6</sub>H<sub>5</sub>; R = CH<sub>3</sub>), or **4c** (Z: C<sub>6</sub> = C<sub>7</sub>; R = CH<sub>3</sub> or C<sub>6</sub>H<sub>5</sub> (see previous paragraphs));  $\delta$ -lactones **4** as secondary products).

The observed stereochemistry in the bicyclic lactone **5c** is that predicted by the Woodward–Hoffmann rules (Scheme 2).

The lactonization stage of diacid **2c**, carried out in hexane at reflux, allowed to isolate quantitatively this  $\gamma$ -lactonic intermediate **5c** (3*S*,3*aS*,4*R*,6*aS*)-4-chloro-4,5,6a-trimethyl-2-oxo-3,3*a*,4,6*a*-tetrahydro-2*H*-cyclopenta[*b*]furan-3-carboxylic acid) that cyclized quantitatively by heating at reflux in C<sub>6</sub>H<sub>6</sub> to  $\gamma$ -dilactone **3c** (Scheme 3).

**Scheme 3**



The configuration of the bond C<sub>3*a*</sub>–C<sub>6*a*</sub> was set *cis* and this, at the bond C<sub>3</sub>–C<sub>3*a*</sub>, was deduced because of its coupling constants (*J* = 8 Hz), corresponding to a *cis* orientation [53,54]. C<sub>3*a*</sub>–C<sub>4</sub> configuration has been established by 1D NOE, which shows strong correlation of H<sub>3*a*</sub> and 6*a*-CH<sub>3</sub>, and none between H<sub>3*a*</sub> and 4-CH<sub>3</sub>.

$\delta$ -Lactones **4** as Secondary Products. The configuration of the C<sub>6</sub>–C<sub>7</sub> double bond of diacids **2** was identical to aldehydes used in these syntheses ( $\beta$ -chloro- $\alpha$ -methyl cinnamic (*E* major, 95%) and  $\beta$ -chloro- $\alpha$ -methyl-crotonic (*E* major, 60%)) [27–31].

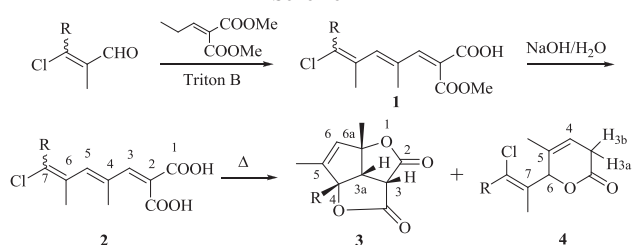
Thermic activation of diacid **2c** led to a mixture of lactones **3c** and **4c** (90/10). The dilactone **3c** was the expected product because the C<sub>6</sub>–C<sub>7</sub> double bond was *E* in diacid **2c**. So, the dihydropyranone **4c** could be considered as resulting from the cyclization of the diacid **2c'** (with the *Z* configuration at C<sub>6</sub>–C<sub>7</sub>), diacid forming by prior isomerization of diacid **2c**. The formation of these two lactones can be summarized as follows (Scheme 4).

Unfortunately, in our experimental conditions, it was not possible for us to isolate the diacid **2c'**; so, we have operated under milder conditions for the thermal activation. Thus, the diacid **2c**, heated in solution in non-polar solvents, (such as benzene at reflux), led to a mixture of lactones **3c**, **4c** and **5c** (50/20/30). At lowest temperature, in hexane at reflux, lactone **5c** was formed quantitatively and can be cyclized by heating (dry or in benzene) to the corresponding dilactone (Scheme 5).

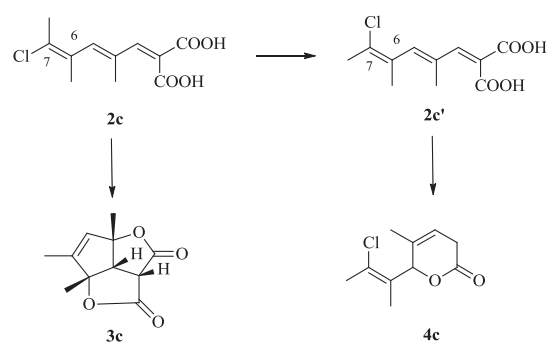
So, the primary product of the cyclization of the diacid was lactone **5c**, as showed the way in hexane. The isomerization of the diacid **2c** to **2c'** was partially made in benzene and **2c'** that led to the dihydropyranone **4c**.

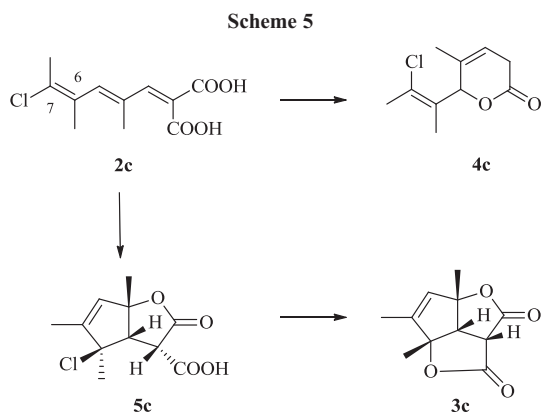
The configuration of the C<sub>4</sub>–C<sub>5</sub> double-bond of diacids **2** was *E* in all the compounds investigated. This fact was confirmed by a chemical pathway. We have previously

**Scheme 2**



**Scheme 4**

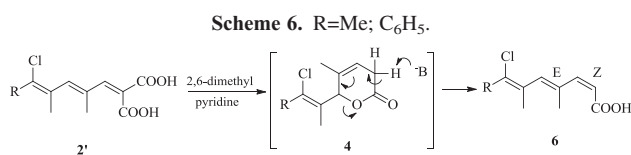




found that decarboxylation of diacids **2** in 2,6-dimethylpyridine led stereospecifically to *Z,E* monoacids **6** [55,56]. These monoacids resulted from stereospecific opening of the  $\delta$ -lactone **4** initially formed, and the reaction mechanism was identical to this proposed by Corey for benzylidene-malonic compounds [57] (Scheme 6).

Furthermore, chemical shifts of the methyl groups in the positions 4 and 6 show that the configuration of a diacid **2** and a monoacid **6** is not altered (Table 1).

Thus, **2a** has the configuration *4E,6E*; **2b** *4E,6Z*; **2c** *4E,6E* and **2d** *4E,6Z*.



We had previously isolated a carboxylic  $\alpha$ -ethylenic- $\delta$ -lactone of type **7** (R=C<sub>6</sub>H<sub>5</sub>, besides the corresponding  $\delta$ -lactone **10**), suggested as an intermediary in the decarboxylation of  $\beta$ -methyl ethylenic malonic acid [58]. According to Corey [57,59], this decarboxylation required a previous isomerization to the  $\delta$ -ethylenic- $\delta$ -lactone (Scheme 7) [34]. In our experimental conditions, the  $\beta$ -ethylenic- $\delta$ -lactone (in brackets) has not been observed and was isomerized to the more stable lactone **10** (in this case). We had established that heating of compound **7** in benzene/Et<sub>3</sub>N for 30 min led to a mixture of lactone **10** and acid **6** [58].

The malonic acids **2** (0.01 mole) were heated 1 h at 90 °C, under reduced pressure (15 mmHg of pressure). The crude mixture was solubilized in ether, and the traces of monoacids **6** were extracted by a solution of saturated NaHCO<sub>3</sub>. The  $\gamma$ -dilactones **3a** slowly crystallized from the organic solution. The diacid **2a** led to dilactone **3a** and the diacid **2c** furnish a mixture of lactones **3b** and **5c**, which were separated by column chromatography on silica gel (Merck 60 F 254 (CHCl<sub>3</sub>/benzene: 30/70).

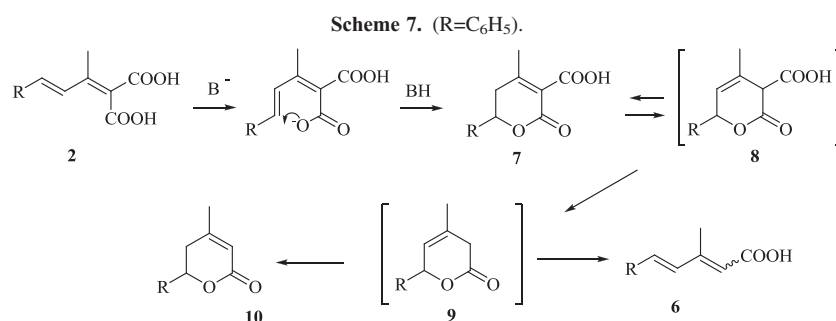
$\gamma$ -Lactone **5c** was produced by refluxing a solution of malonic acid **2c** (0.01 mole) in hexane (50 mL) for 4 h. Distillation of the solvent under reduced pressure gave the crude lactone-acid **5**, which was recrystallized from ether.

To optimize the yield of  $\delta$ -lactones **4** and monoacids **6**, a base-catalyzed decarboxylation was used [25]. Thus, a solution of malonic acid **2** (0.01 mole) in 2,6-dimethylpyridine (20 mL) was refluxed for 1.5 h. After cooling to rt, the reaction was quenched by the addition of 20% HCl. The resulting mixture was extracted with ether. The crude  $\delta$ -lactone was separated from the monoacid

**Table 1**

a: R = (Cl)(C<sub>6</sub>H<sub>5</sub>) C=C(CH<sub>3</sub>)- 6E; b: R = (Cl)(C<sub>6</sub>H<sub>5</sub>) C=C(CH<sub>3</sub>)- 6Z; c: R = (Cl)(CH<sub>3</sub>) C=C(CH<sub>3</sub>)- 6E.

	2a	3a	2b	3b	2c	3c	6a	6b	6c
4 CH <sub>3</sub>	1.78	1.75	2.05	2.05	1.84	1.68	1.75	2.05	1.68
6 CH <sub>3</sub>	2.18	2.13	1.88	1.85	2.01	1.92	2.13	1.85	1.92



by extraction of this later with a saturated solution of sodium hydrogen carbonate.

## EXPERIMENTAL

Melting points were taken on a Leitz 350 heated stage microscope and are not corrected. UV spectra were realized in ethanol, and  $\lambda$  max are given in nm ( $\epsilon$ ).  $^1\text{H}$  NMR spectra (in  $\text{CDCl}_3$ ) were recorded on a Bruker Avance DPX 400 and a WP80 DS instruments (Bruker, MA, USA) and were reported in ppm downfield from internal tetramethylsilane. Elemental analyses were indicated by elemental symbols. Dimethyl propylidenemalonate and  $\beta$ -chloro  $\alpha$ -ethylenic aldehydes were synthesized according to well-known procedures (ref. cited previously). A volume of 150 mL of a methanolic triton B solution (40% in weight) were added to a mixture of aldehyde (0.1 mole) and dimethyl propylidenemalonate (0.1 mole). The resulting solution was left at rt for 48 h. Dilution with 100 mL of water, extraction with ether of the by-products and addition of 20% HCl to the aqueous layer provided the crude half-ester that was extracted with ether. Sodium salts of **1a** and **1c** could be isolated through precipitation into a saturated solution of  $\text{CO}_3\text{HNa}$ , washed with ether and dried under reduced pressure. **1b** and **1d** were precipitated by acidification of the remaining soluble fraction, washed with water and dried over  $\text{MgSO}_4$ . The half-ester **1** (0.01 mole) was dissolved in 1 M aqueous NaOH. The resulting solution was left at room temperature overnight and acidified with 10% HCl. After ether extraction, followed by washing of the combined ether extracts with a saturated solution of  $\text{NaHCO}_3$ , the combined aqueous layers were acidified with a solution of 10% HCl, and the resulting precipitator was collected and recrystallized. The data of these compounds are analogous to those described in previous papers [34]. **2a**: yield 90%; mp 120 °C (AcOEt/petroleum ether; b: benzene);  $\nu_{\text{CO}}$  1700, 1685;  $\lambda$  max 250, 320. Anal. Calcd. for  $\text{C}_{16}\text{H}_{15}\text{ClO}_4$ : C, 62.65; H, 4.93; Cl, 11.55. Found C, 62.51; H, 5.06; Cl, 11.53. **2b**: yield 90%; mp 151 °C (AcOEt/petroleum ether; b: benzene);  $\nu_{\text{CO}}$  1700, 1685;  $\lambda$  max 250, 320. Anal. Calcd. for  $\text{C}_{16}\text{H}_{15}\text{ClO}_4$ : C, 62.65; H, 4.93; Cl, 11.55. Found C, 62.53; H, 5.08; Cl, 11.48. **2c**: yield 90%; mp 82 °C (unstable at rt);  $\nu_{\text{CO}}$  1710, 1695;  $\lambda$  max 288. Anal. Calcd. for  $\text{C}_{11}\text{H}_{13}\text{ClO}_4$ :  $\text{C}_{11}\text{H}_{13}\text{ClO}_4$ : C, 53.99; H, 5.36; Cl, 14.48. Found C, 59.79; H, 5.52; Cl, 14.46.  $^1\text{H}$  NMR **2a**: (E) R: 7.35; 6-CH<sub>3</sub>: s 2.18; 4-CH<sub>3</sub>: d: 1.78 (1); H<sub>5</sub>: m 6.48; H<sub>3</sub>: d 7.32 (1). **2b**: R (Z): 7.35; 6-CH<sub>3</sub>: s 1.88; 4-CH<sub>3</sub>: d: 2.05 (1); H<sub>5</sub>: m 6.48; H<sub>3</sub>: d 7.32 (1). **2c**: (E): q 1.88 (1.5); 6-CH<sub>3</sub>: q 2.01 (1.5); 4-CH<sub>3</sub>: d: 1.84 (0.8); H<sub>5</sub>: m 6.36; H<sub>3</sub>: d 7.36 (0.8).

$\gamma$ -Dilactone **3a**: yield 90%; mp 161 °C (ether);  $\nu_{\text{CO}}$  1795, 1655;  $\lambda$  max 212 (10,150). Anal. Calcd. for  $\text{C}_{16}\text{H}_{14}\text{O}_4$ : C, 71.10; H, 5.22; O, 23.68. Found C, 70.89; H, 5.41; O, 23.78. **3c**: yield 90%; mp 123 °C (pentane);  $\nu_{\text{CO}}$  1785, 1635;  $\lambda$  max 212 (2,600). Anal. Calcd. for  $\text{C}_{11}\text{H}_{12}\text{O}_4$ : C, 63.45; H, 5.81; O, 30.74. Found C, 63.29; H, 5.99; O, 30.8.  $^1\text{H}$  NMR: R m 7.40; 5-CH<sub>3</sub> d: 1.63 (1.3); 6a-CH<sub>3</sub> s: 1.44; H<sub>2a</sub> d: 4.05 (11.5); H<sub>3a</sub> q: 4.05 (11.5); H<sub>3</sub> d: 3.50 (11.5). **3c**: s: 1.60; 5-CH<sub>3</sub> d: 1.81 (1.3); 6a-CH<sub>3</sub> s: 1.60; H<sub>2a</sub> d: 4.08 (11.5); H<sub>3a</sub> q: 5.66 (11.5); H<sub>3</sub> d: 3.28 (11.5).  $^{13}\text{C}$  NMR **3a**: R 124.2; 128.5; 129.0; 146.7; 5-CH<sub>3</sub>: 12.2; 6a-CH<sub>3</sub>: 24.8. 3-CH: 57.7; 4-C: 94.1; 3a-CH: 49.9; 6-CH: 133.3; 5-C-CH<sub>3</sub>: 138.3; 6a-CH<sub>3</sub>: 24.8; 4-C: 94.1; 6a-C: 94.3; CO: 167.9, 168.1. **3c**:  $^1\text{H}$  NMR: R 23.1; 5-CH<sub>3</sub>: 11.7; 6a-CH<sub>3</sub>: 25.0; 4-C: 93.5; 3-CH: 55.4; 3a-CH: 50.6; 6-CH: 132.2; 5-C-CH<sub>3</sub>: 146.7; 6a-CH<sub>3</sub>: 24.8; 4-C: 93.5; 6a-C: 94.1; CO: 168.1, 168.3.

$\gamma$ -Lactone **5c**: yield 100%; mp 111 °C (ether);  $\nu_{\text{CO}}$  1800, 1710;  $\lambda$  max 225 (1300). Anal. Calcd. for  $\text{C}_{11}\text{H}_{13}\text{ClO}_4$ : C, 54.00; H, 5.36; O, 26.16. Found C, 53.79; H, 5.43; O, 26.29.  $^1\text{H}$  NMR: R s: 1.70. 5-CH<sub>B</sub> d: 1.85 (1.5); 6a-CH<sub>3</sub> s: 1.70; H<sub>3</sub>: d: 3.56 (8); H<sub>3a</sub>: d: 3.43 (8); H<sub>6</sub> q: 5.60.  $^{13}\text{C}$  NMR 4-CH<sub>3</sub>: 23.9; 5-CH<sub>3</sub>: 11.3; 6a-CH<sub>3</sub>: 24.8; 3-C: 61.1; 3a-C: 50.7; 4-C: 80.5; 6a-C: 92.6; 5-C: 146.4; 6-C: 131.1, 6-C: 168.6; CO: 170.0.

$\delta$ -Lactones **4** and monoacids **6**. **4a**: yield 40%; mp 56 °C ( $\text{CCl}_4$ );  $\nu_{\text{CO}}$  1740;  $\lambda$  max 222 (8400). Anal. Calcd. for  $\text{C}_{15}\text{H}_{15}\text{ClO}_2$ : C, 68.56; H, 5.76; Cl, 13.49. Found C, 68.34; H, 5.94; Cl, 13.38.  $^1\text{H}$  NMR (E) m 7.40; 7-CH<sub>3</sub> s: 1.88; 5-CH<sub>3</sub> m: 1.56; H<sub>3</sub> m: 3.06; H<sub>4</sub> m: 5.50; H<sub>6</sub> m: 5.50. **4b**: yield 40%; mp 102 °C (petroleum ether);  $\nu_{\text{CO}}$  1740;  $\lambda$  max 240 (11,400).  $^1\text{H}$  NMR ( $\text{CDCl}_3$ ) (Z) m 7.43; 7-CH<sub>3</sub> s: 1.63; 5-CH<sub>3</sub> m: 1.81; H<sub>3</sub> m: 3.15; H<sub>4</sub> m: 5.70; H<sub>6</sub> m: 5.70. **4c**: yield 20%; yellow oil;  $\nu_{\text{CO}}$  1735;  $\lambda$  max 212 (6700).  $^1\text{H}$  NMR ( $\text{CDCl}_3$ ) (Z) q: 1.63 (1); 7-CH<sub>3</sub> q: 2.17 (1); 5-CH<sub>3</sub> m: 1.63; H<sub>3</sub> m: 3.06; H<sub>4</sub> m: 5.58; H<sub>6</sub> m: 6.14. **4d**: yield 20%; mp 41 (pentane);  $\nu_{\text{CO}}$  1740;  $\lambda$  max 215 (3,100).  $^1\text{H}$  NMR (E) q: 1.70 (1); 7-CH<sub>3</sub> q: 2.27 (1.5); 5-CH<sub>3</sub> m: 1.62; H<sub>3</sub> m: 3.10; H<sub>4</sub> m: 5.65; H<sub>6</sub> m: 5.65. **6a**: yield 60%; mp: 83 (methanol 40/ $\text{H}_2\text{O}$  60);  $\nu_{\text{CO}}$  1690;  $\lambda$  max 305 (12,400); Anal. Calcd. for  $\text{C}_{15}\text{H}_{15}\text{ClO}_2$ : C, 68.56; H, 5.76; Cl, 13.49. Found: C, 68.35; H, 5.91; O, 12.31.  $^1\text{H}$  NMR (E) m 7.26; 6-CH<sub>3</sub> s: 2.13; 4-CH<sub>3</sub> d: 1.75 (1); H<sub>2</sub> d: 5.60 (12); H<sub>3</sub> m: 6.33; H<sub>5</sub> m: 6.10. **6b** (Z): yield 60%; mp: 138 (methanol 40/ $\text{H}_2\text{O}$  60);  $\nu_{\text{CO}}$  1685, 1660;  $\lambda$  max 285 (13 000); Anal. calcd. for  $\text{C}_{15}\text{H}_{15}\text{ClO}_2$ : C, 68.56; H, 5.76; Cl, 13.49. Found: C, 68.34; H, 5.88; O, 13.35.  $^1\text{H}$  NMR (Z) m 7.30; 6-CH<sub>3</sub> s: 1.85; 4-CH<sub>3</sub> d: 2.05 (1); H<sub>2</sub> d: 5.73 (12); H<sub>3</sub> m: 6.75; H<sub>5</sub> m: 6.52. **6c**: yield 80%; yellow oil, very unstable.;  $\nu_{\text{CO}}$  1690;  $\lambda$  max 305 (12,400); Anal. Calcd. for  $\text{C}_{10}\text{H}_{13}\text{ClO}_2$ : C, 59.86; H, 6.53; O, 15.95. Found: C, 59.67; H, 6.77; O, 16.03.  $^1\text{H}$  NMR (E) q: 1.75 (1.5); 6-CH<sub>3</sub> s: 1.92 (1); 4-CH<sub>3</sub> d: 1.68 (1); H<sub>2</sub> d: 5.65 (12); H<sub>3</sub> m: 6.50; H<sub>5</sub> m: 5.95.

## REFERENCES AND NOTES

- [1] Rao, Y. S. Chem Rev 1976, 76, 625.
- [2] Pelter, A.; Satyanarayana, P.; Ward, R. S. Tetrahedron Lett 1981, 22, 1549.
- [3] Corey, E. J.; Albonico, S. M.; Koelliker, U.; Schaaf, T. K.; Varma, R. K. J Am Chem Soc 1971, 93, 1491.
- [4] Sato, M.; Sekiguchi, K.; Kaneko, C. Chem Lett 1985, 1057.
- [5] Evans, D. A.; Crawford, T. C.; Fujimoto, T. T.; Thomas, R. C. J Org Chem 1974, 39, 3176.
- [6] Noriaki, K.; Satoshi, S.; Kyo, M.; Tokio, F. Biocontrol Sci 2005, 10, 31.
- [7] Rose, J. Essential Oils and Hydrosols; Frog limited: Berkeley, 1999; p 77.
- [8] Rowe, D. J. Ed. Chemistry and Technology of flavors and fragrances; Blackwell Publishing Ltd: Oxford, UK, 2005.
- [9] International Program on Chemical Safety Health Organization. Safety Evaluation of Certain Food Additives and Contaminants; World Health Organization: Geneva, 1998. First draft prepared by Dr P.J. Abbott.
- [10] Lee, K. H.; Kim, S. H.; Piantadosi, C.; Huang, E. S.; Geisman, T. A. J Pharm Sci 1974, 63, 1162.
- [11] Howie, G. A.; Stamos, I. K.; Cassady, J. M. J Med Chem 1976, 19, 309.
- [12] Rubinger, M. M.; Castelo-Branco, P. A.; Alves, L. C.; Barros, P. M.; Pereira, S. G.; Mello, V. J.; Piló-Veloso, D.; Zambolin, L. Chem Biodivers 2007, 4, 2745.

- [13] da Silva Magaton, M.; Rubinger, M. M.; de Macedo, F. C.; Zambolim, L. *J Braz Chem Soc* 2007, 18, 284.
- [14] Hein, S. M.; Gloer, J. B.; Koster, B.; Malloch, D. *J Nat Prod* 2001, 64, 809.
- [15] González, A. G.; Silva, M. H.; Padrón, J. I.; León, F.; Reyes, E.; Álvarez-Mon, M.; Pivel, J. P.; Quintana, J.; Estévez, F.; Bermejo, J. *J Med Chem* 2002, 45, 2358.
- [16] Chen, C. N.; Huang, H. H.; Wu, C. L.; Lin, C. P.; Hsu, J. T.; Hsieh, H. P.; Chuang, S. E.; Lai, G. M. *Cancer Lett* 2007, 246, 237.
- [17] Luna-Herrera, J.; Costa, M. C.; Gonzalez, H. G.; Rodrigues, A. I.; Castilho, P. C. *Antimicrob Chemother* 2007, 59, 548.
- [18] Park, H. W.; Lee, J. H.; Choi, S. U.; Baek, N. I.; Kim, S. H.; Yang, J. H.; Kim, D. K. *Arch Pharm Res* 2010, 33, 71.
- [19] Zhang, S.; Won, Y. K.; Ong, C. N.; Shen, H. M. *Curr Med Chem Anticancer Agents* 2005, 239.
- [20] Siedle, B.; García-Piñeres, A. J.; Murillo, R.; Schulte-Mönting, J. S.; Castro, V.; Rüngeler, P.; Klaas, C. A.; Da Costa, F. B.; Kisiel, W.; Merfort, I. *J Med Chem* 2004, 47, 6042.
- [21] González, A. G.; Hernández Silva, M.; Padrón, J. I.; León, F.; Reyes, E.; Álvarez-Mon, M.; Pivel, J. P.; Quintana, J.; Estévez, F.; Bermejo, J. *J Med Chem* 2002, 45, 2358.
- [22] Sarma, A.; Sharma, R. P. *Heterocycles* 1986, 24, 441.
- [23] Sanyal, U.; Mitra, S.; Pal, P.; Chakraborti, S. K. *J Med Chem* 1986, 29, 595.
- [24] Petragani, N.; Ferraz, H. M. C.; Silva, G. V. *J Synthesis* 1986, 157.
- [25] Stobbe, H. *Justus Liebigs Ann Der Chemie* 1899, 38, 89.
- [26] Corey, E. J. Ed. *Org Syntheses* 1966, 46, 18.
- [27] Arnold, Z.; Zemlicka, J. *Proc Chem Soc* 1958, 227.
- [28] Gagan, J. M.; Lane, A.; Lhord, O. *J Chem Soc* 1970, 2484.
- [29] Brettle, R.; Hydes, P. C.; Seddon, D.; Sutton, J. R.; Tooth, R. *J Chem Soc, Perkin Trans 1* 1973, 345.
- [30] Beauté, C.; Wolkowski, Z. W.; Merda, J. P.; Lelandais, D. *Tetrahedron Lett* 1971, 2473.
- [31] Wideqvist, S. *Ark Chem Miner Geol* 1945, B20, 1.
- [32] Valla, A.; Andriamialisoa, Z.; Giraud, M.; Prat, V.; Laurent, A.; Labia, R.; Potier, P. *Tetrahedron Lett* 1999, 40, 9235.
- [33] Gardner, P. D.; Horton, W. J.; Thompson, G.; Twelves, R. R. *J Am Chem Soc* 1952, 74, 5527.
- [34] Valla, A.; Andriamialisoa, Z.; Giraud, M.; Prat, V.; Laurent, A.; Labia, R.; Potier, P. *Tetrahedron* 2000, 56, 7211.
- [35] Valla, A.; Le Guillou, R.; Cartier, D.; Labia, R. *Tetrahedron Lett* 2003, 44, 4737.
- [36] Sorensen, T. S. *Can J Chem* 1964, 42, 2781.
- [37] Sorensen, T. S. *Can J Chem* 1965, 43, 2744.
- [38] Sorensen, T. S. *J Am Chem Soc* 1967, 89, 3782.
- [39] Sorensen, T. S. *J Am Chem Soc* 1967, 89, 3794.
- [40] Campbell, P. H.; Chiu, N. W. K.; Deugau, K.; Miller, I.; Sorensen, T. S. *J Am Chem Soc* 1969, 91, 6404.
- [41] Bladeck, R.; Sorensen, T. S. *Can J Chem* 1972, 50, 2806.
- [42] Ranganayakulu, K.; Sorensen, T. S. *Can J Chem* 1972, 50, 3534.
- [43] Anathanarayan, K. A.; Sorensen, T. S. *Can J Chem* 1972, 50, 3550.
- [44] Chiu, N. W. K.; Sorensen, T. S. *Can J Chem* 1973, 51, 2776.
- [45] Chiu, N. W. K.; Sorensen, T. S. *Can J Chem* 1973, 51, 2783.
- [46] Brown, H. C. *Quart Rev* 1952, 5, 131.
- [47] Pande, G. S. *J Sci Ind Res* 1967, 26, 393.
- [48] Deno, N. C.; Hadden, R. C.; Nowak, E. N. *J Am Chem Soc* 1970, 92, 6691.
- [49] Baird, N. C. *Tetrahedron* 1972, 28, 2355.
- [50] Baird, N. C. *Tetrahedron* 1975, 28, 2355.
- [51] Hoffmann, R.; Olofson, R. A. *J Am Chem Soc* 1966, 88, 943.
- [52] Woodward, R. B.; Hoffmann, R. *J Am Chem Soc* 1965, 87, 395.
- [53] Jackmann, L. M.; Sternell, S. *Applications of Nuclear Magnetic Resonance in Organic Chemistry*; 2nd ed. Chap. 4–2; Pergamon Press: London, 1972; Vol 5.
- [54] Anteunis, M.; Danneels, D. *Org Magn Reson* 1975, 7, 345.
- [55] Dufossé, L.; Cartier, D.; Valla, B.; Fouillaud, M.; Labia, R.; Valla, A. *Helv Chim Acta* 2013, 96, 259.
- [56] Valla, A.; Cartier, D.; Labia, R. *Curr Org Synth* 2004, 2, 167.
- [57] Corey, E. J. *J Am Chem Soc* 1953, 75, 1163.
- [58] Valla, A.; Cartier, D.; Labia, R. In *Studies in Natural Products Chemistry (Part. I)*, Atta-ur-Rhaman, Ed.; Elsevier, 2003, 28, 69.
- [59] Corey, E. J.; Fraenkel, G. *J Am Chem Soc* 1953, 75, 1168.